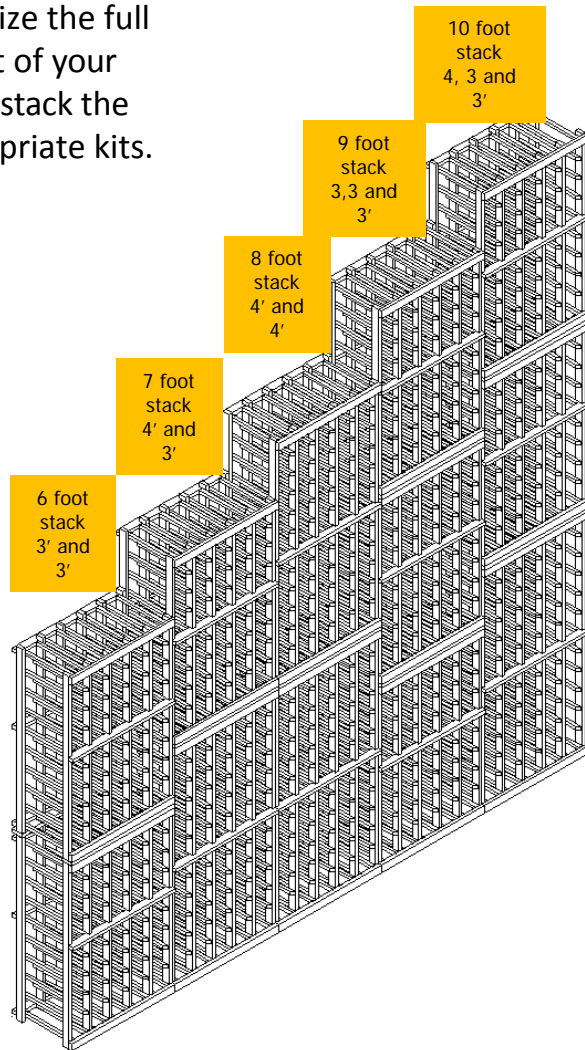


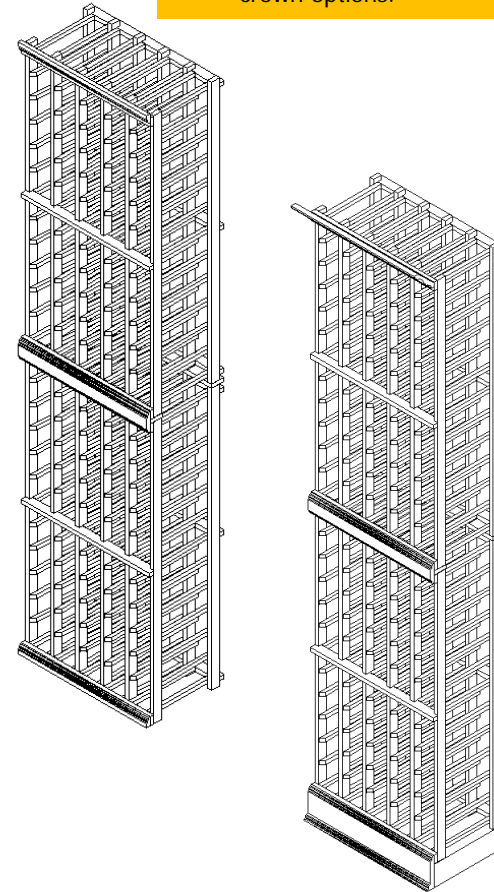


Vintner Series Wine Racks Rack to Room Measurement and Quick Fit Guide

To utilize the full height of your cellar stack the appropriate kits.



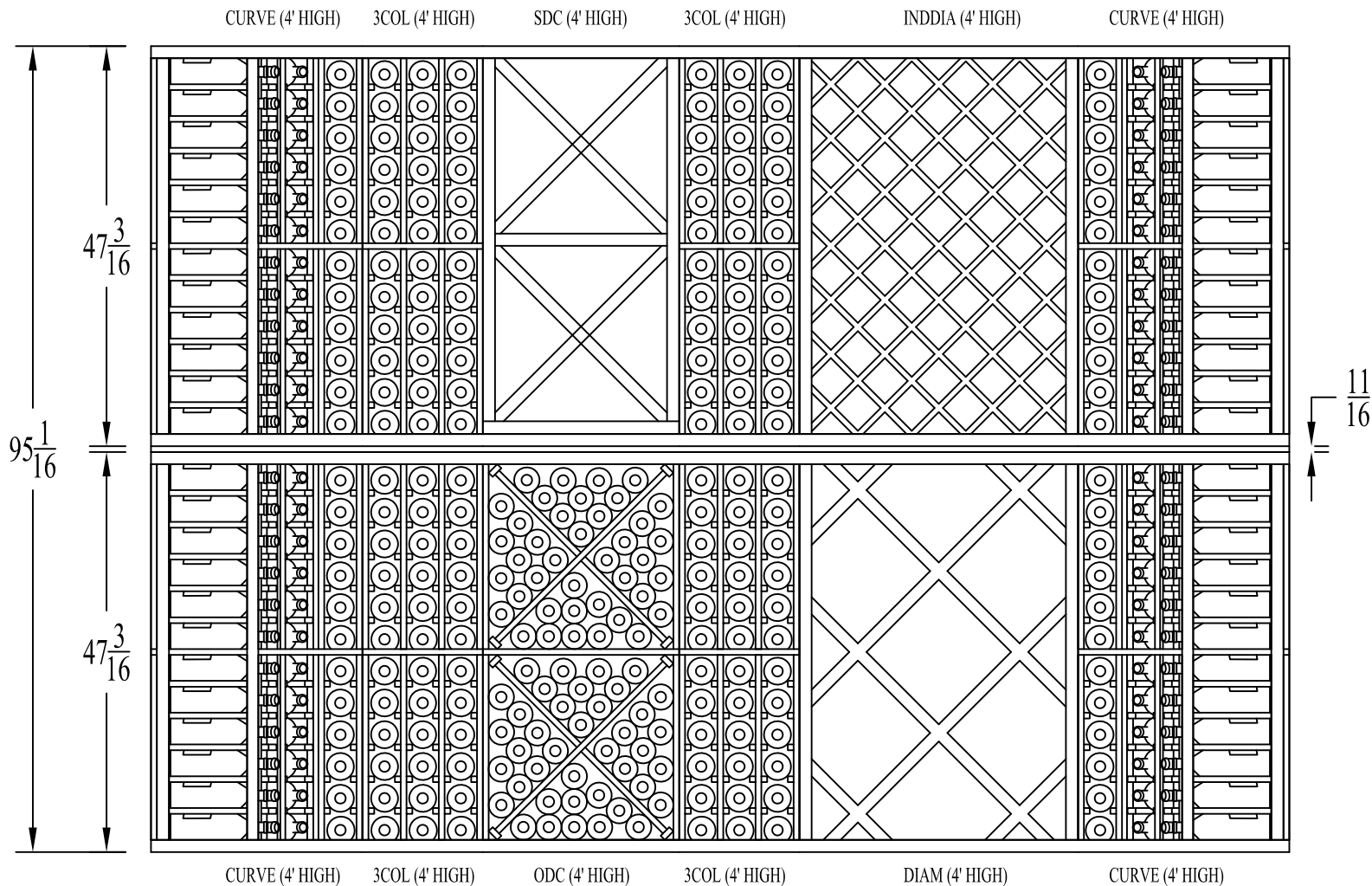
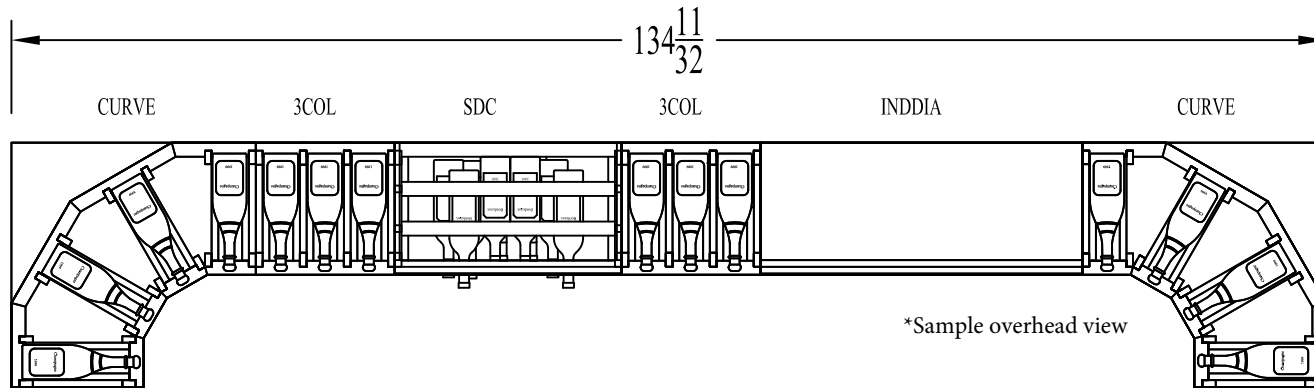
To finish the look you can add moldings to the racks. We have two base sizes, a center trim, and several crown options.



Sample Wall Layout Using Stacked 4 Ft Racks

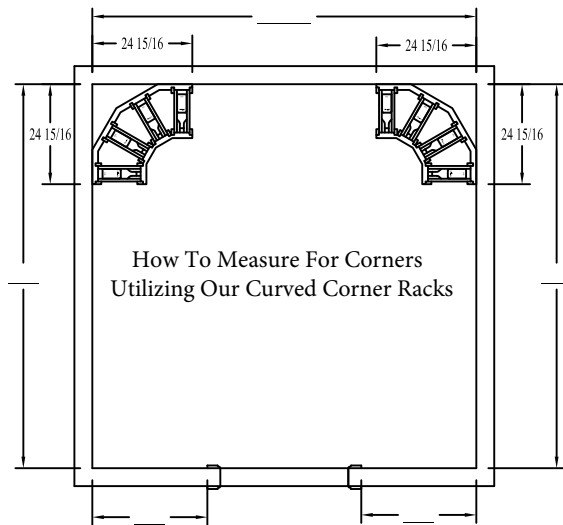
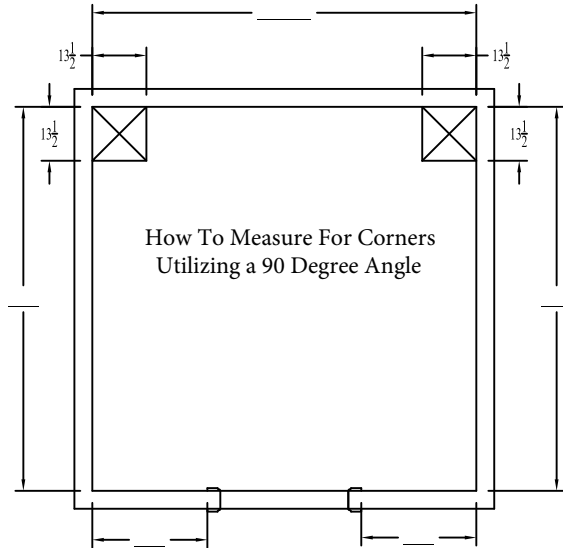
Supply us with your room dimensions & our design staff can customize a plan like this for you with any of our wine rack series - FREE OF CHARGE.

FREE DESIGN SERVICE!
CONTACT US NOW!



Quick Sample Room Overview and Rack Specs Guide

Supply us with your room dimensions & our design staff can customize a plan like this for you with any of our wine rack series - **FREE OF CHARGE.**



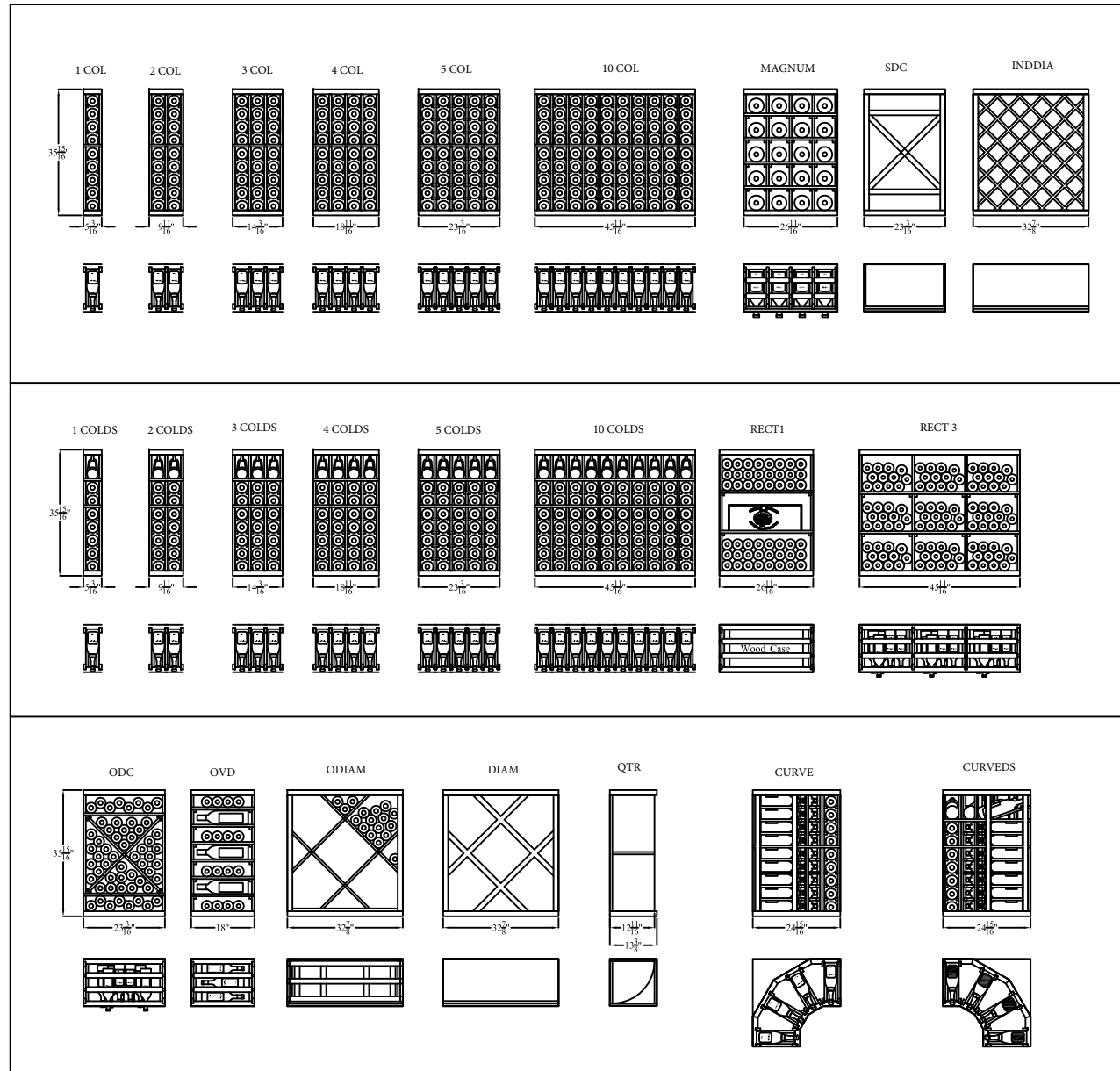
| VINTNER SERIES (3FT AND 4FT RACKS) | WIDTH |
|--|-----------|
| 1 COL | 5 3/16" |
| 2 COL | 9 11/16" |
| 3 COL | 14 3/16" |
| 4 COL | 18 11/16" |
| 5 COL | 23 3/16" |
| 10 COL | 45 11/16" |
| INDIVIDUAL TASTING CENTERS | 45 11/16" |
| INDIVIDUAL TASTING CENTERS WITH CASE STORAGE | 45 11/16" |
| INDIVIDUAL TASTING CENTERS WITH OPEN DIAMOND BIN | 45 11/16" |
| MAGNUM | 26 11/16" |
| 1 COLUMN RECTANGLE BIN/CASE STORAGE | 26 11/16" |
| 3 COLUMN RECTANGLE BINS | 45 11/16" |
| OPEN DIAMOND CUBE | 23 3/16" |
| SOLID DIAMOND CUBE | 23 3/16" |
| OPEN DIAMOND BIN | 32 7/8" |
| SOLID DIAMOND BIN | 32 7/8" |
| INDIVIDUAL DIAMOND BIN | 32 7/8" |
| OPEN VERTICAL DISPLAY | 18" |
| WATERFALL 1 FALLING RIGHT | 23 3/16" |
| WATERFALL 1 FALLING LEFT | 23 3/16" |
| WATERFALL 2 FALLING RIGHT | 14 3/16" |
| WATERFALL 2 FALLING LEFT | 14 3/16" |
| WATERFALL 3 FALLING RIGHT | 14 3/16" |
| WATERFALL 3 FALLING LEFT | 14 3/16" |
| CURVED CORNER INDIVIDUALS | 24 15/16" |
| QUARTER ROUND SHELF | 13 3/8" |
| ARCHWAY/TABLETOP/GLASS RACK | 26 5/16" |

How To Begin

1. Subtract your corner racks from your overall wall lengths to establish how much space you have remaining.
2. Fill in the remaining space available with your choice of racking selections. For your convenience we have a short list of each rack's width listed above, as well as all the individual rack elevations on all the following pages, which are measured to scale for your convenience.
3. Remember we offer matching filler material to allow you to fill in any misc. gaps you may have left over.

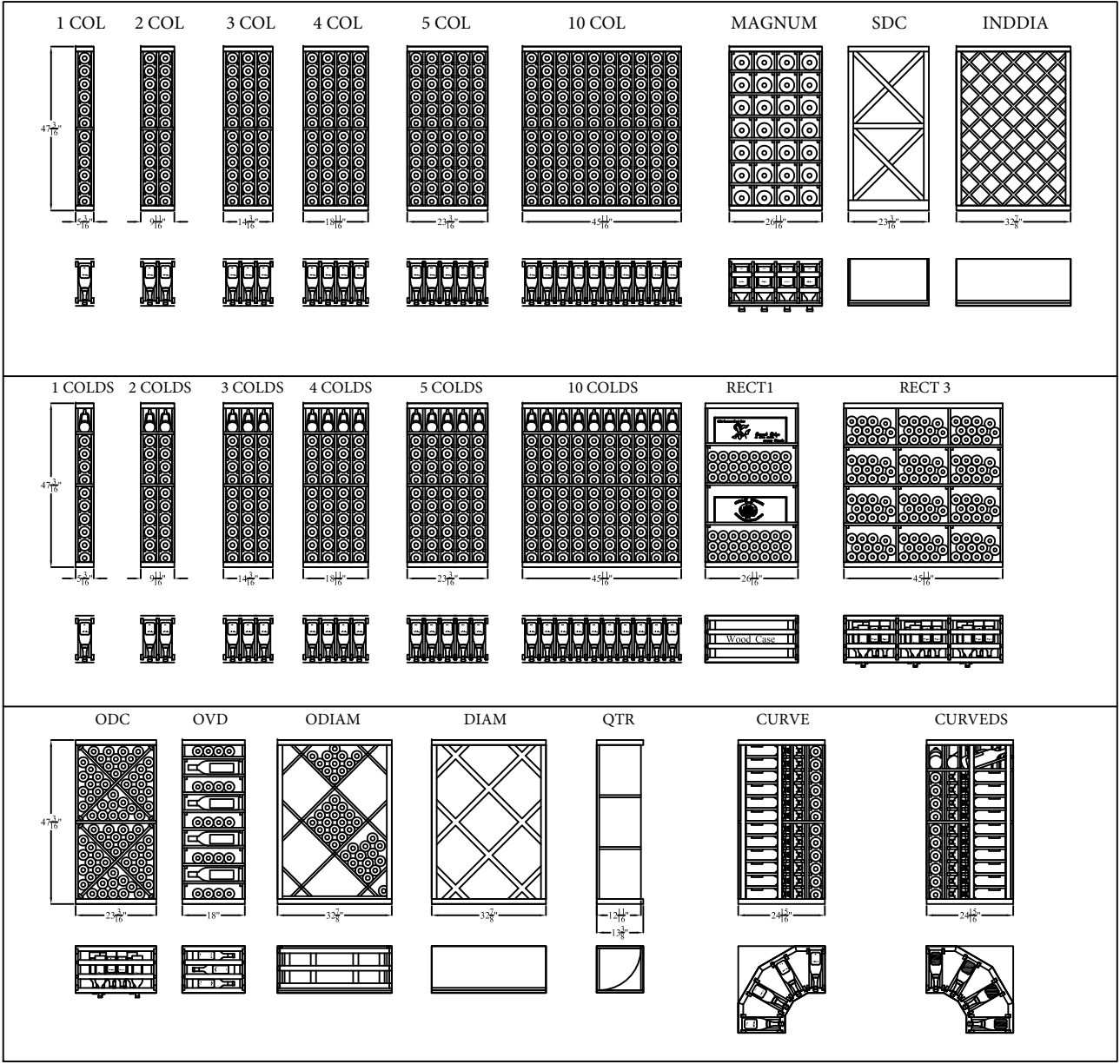
3 Foot Wine Racks

Scale 1/4"=1'




4 Foot Wine Racks

Scale 1/4"=1'



Scale 1/4"=1'

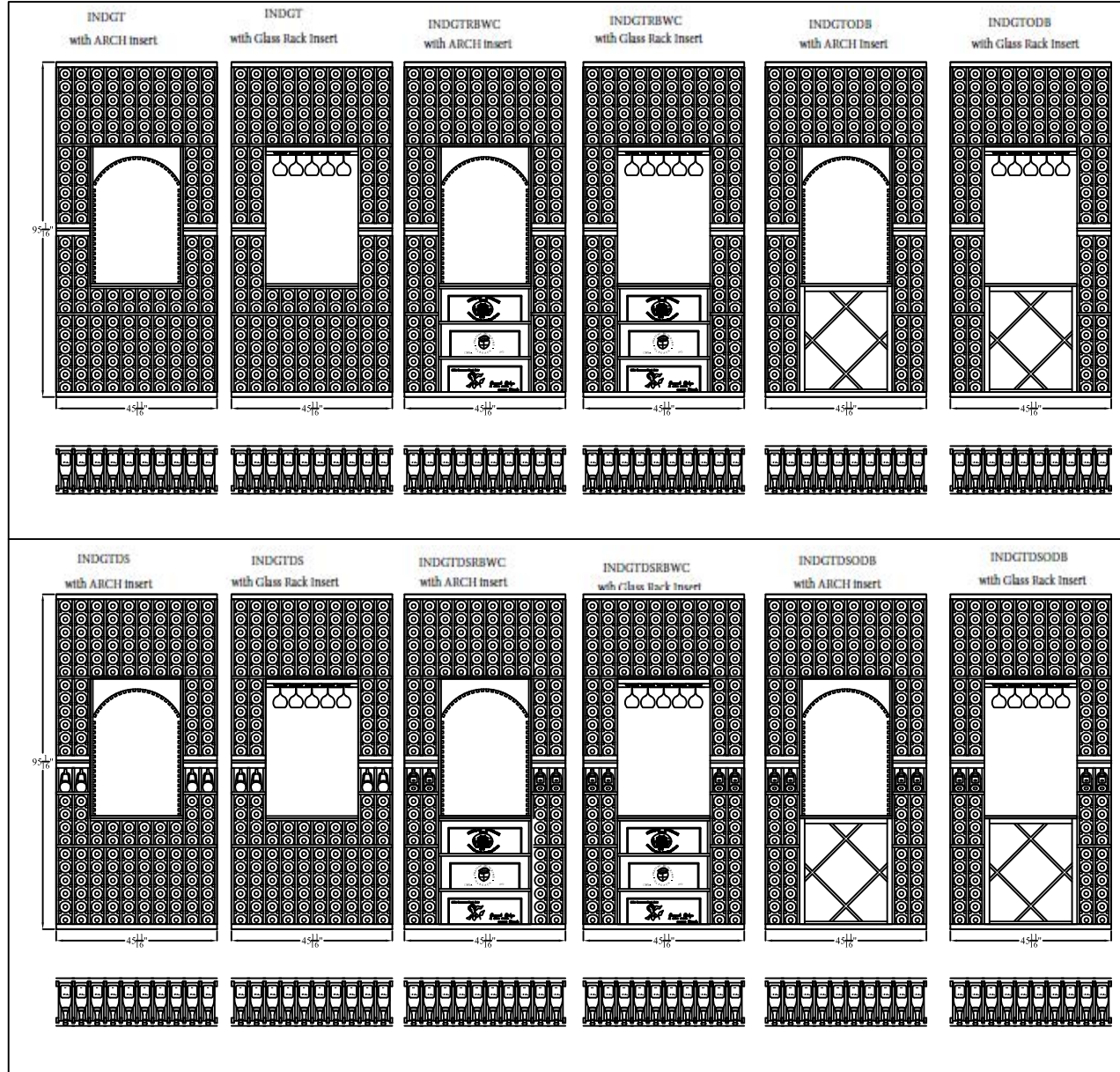
Tasting Center Using 4' and 3' Kits



* Please note that the archways, table tops, and glass racks are all sold as separate insert options.

Scale 1/4"=1'

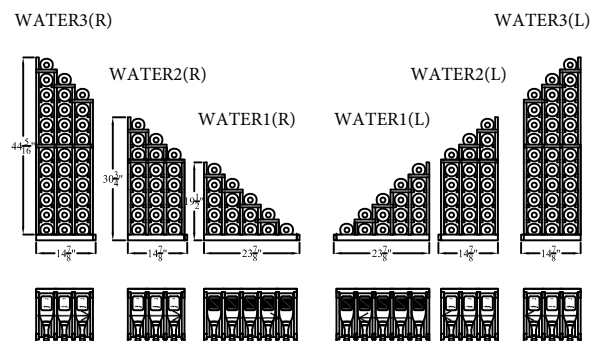
Tasting Centers Using 4' and 4' Kits



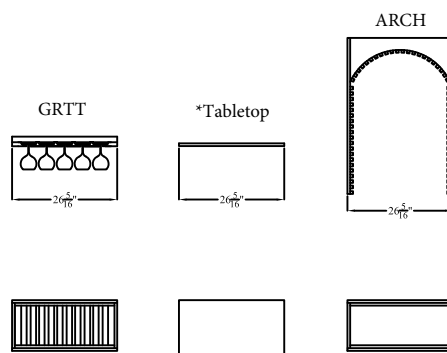
* Please note that the archways, table tops, and glass racks are all sold as separate insert options.

Scale 1/4"=1'

Waterfall Racks



Finishing Options



*Please note Tabletop comes standard with both the Glass Rack and the Archway packages